


**The Craftsman #2600**


The **Craftsman** was designed to be a seating system using relaxed seating standards as its criteria. Chairs are made to order after the selection of the following options: lumbar or ergonomic backs, single 20 1/2" or double 40 1/2" or triple 60 1/2" width, fabric or wood rear surface, fabric or wood rear caps, with or without arms, accessory options, fabric pattern and color and wood stain frame color. 20 1/2" W, 24 1/2" D, 34 1/2" H, 3" seat foam, 2 1/4" back foam at lumbar area and 1.1/4" to 1 1/2" plybent frame.



#2600A, B & C



Wood or Fabric Rears




Optional Caprails



Optional Arms #5



Radius Tops



Exposed and Enclosed Back Braces



#8100-21DBU



#8 Arms

**The Classic #8100**


Variations abound with Chancellor's "Classic" line of products. The options shown represent only a few of the many features offered by such diverse styling.



Full Backs, Sled Base



Wood Backs & Wood Seats




Ergonomic Back  
& Lumbar Back

### The **Millennial** #4000

The **Millennial** utilizes a one piece body as its structural frame. The back and seat are flat side-to-side, to allow for sitting across the joint. All options stated for the #2600 apply. Available in single 20 1/2" and double 40 1/2" and triple 60 1/2" seating width. 34" H, 23" D.



Optional Fabric or Wood Rears



Optional Continuous Tops



4000B - 40 1/2"  
Patent #D502,019

### The **Premier** #6200

The one piece body has a concaved back and barrel seat which gives the **Premier** both elegance and unequalled comfort. The 1 1/4" by 1 1/2" plybent wood frame offers feelings of warmth and permanence. Available in single 20 1/2" width only. 21 lbs. unboxed.



6200AU

